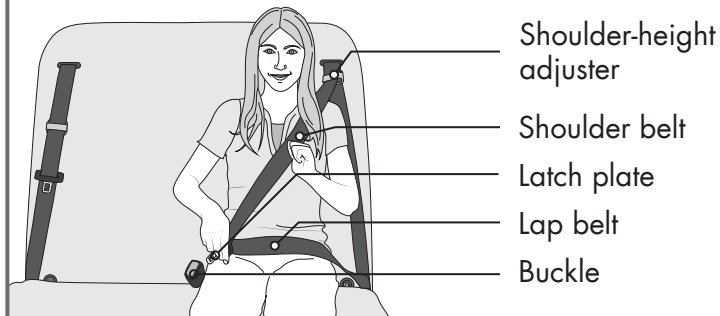


# Lap-Shoulder Belt Basics

"Buckle, Check, Tight — Your Seat Belt Is Right!"

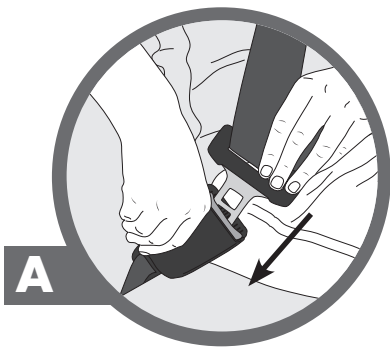
## Common Seat Belt Parts



### BUCKLE

### CHECK

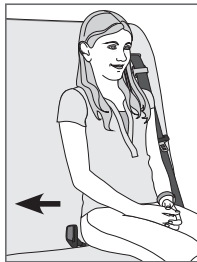
### TIGHT



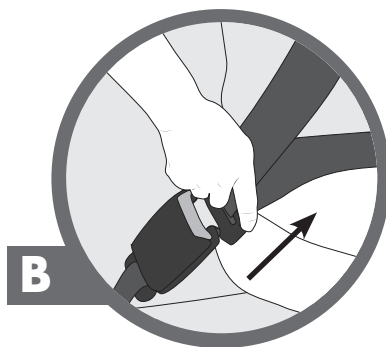
**A** BUCKLE the latch plate into the matching buckle after pulling out the shoulder belt webbing from the seatback. LISTEN for the CLICK sound when the latch plate is fastened!

Be sure to:

- Sit flat against the seatback.




- Place the lap-shoulder belt over shoulder and around upper body. Do not let the belt get twisted.



**B** CHECK that the buckle connection is secure by tugging firmly on the seat belt latch plate.

Be sure to:

- CHECK while sitting against the seatback.



- Remove any twists in the seat belt when you CHECK.



**C** TIGHTEN the lap portion by pulling upward on the shoulder belt. Be sure that the shoulder belt is snug across the chest and crosses the center of the shoulder.

Be sure to:

- Properly position lap portion below the waist, not over the stomach.



- Position the shoulder-height adjuster at or just above the shoulder. The belt should not cross the face or neck.



I have read and discussed these important safety instructions with my child.

Parent/Guardian Signature

Child

Instructor

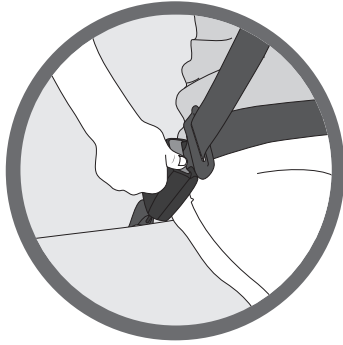
Date

Date

Date



# UNBUCKLING



1. Push the red button on the buckle and remove the latch plate from the buckle.
2. Allow the shoulder belt to retract into the upper seatback so webbing is not loose.



3. As a courtesy to the next passenger, move the shoulder-height adjuster up to its highest position.


# IMPROPER LAP-SHOULDER BELT USE




NEVER sit in front of the buckled lap-shoulder belt.



NEVER place the shoulder belt behind your back and wear only the lap belt.



NEVER place the shoulder belt under your arm.



NEVER wear the shoulder belt or lap belt loosely.



NEVER allow the belt webbing to be twisted. It should lay flat against your body.



NEVER insert the latch plate of your shoulder belt into the buckle for the seat beside you. Be sure to use your own buckle.



NEVER wear your backpack when you are seated in the bus. Place it on the floor in front of your feet.



NEVER sit on the front or side edge of your seat.