

## Hands-Free SCBA Holder

### Height Adjustment Knob

To adjust for variations in tank size

### Claw

Clamps down in an accident to keep the tank from becoming a projectile

### Two Bolt Mounting

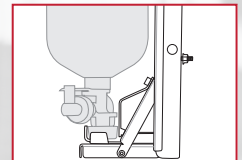
For fast retrofit, bracket and mounting hardware included

### Retaining Tabs

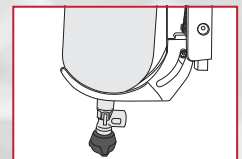
Fit a wide variety of SCBA bottles



### 90° Valve



### Inline Valve for European Applications



SmartDock, by IMMI®, is the first and only hands-free SCBA holder for fire apparatus. Firefighters no longer have to waste precious time fumbling with a cord or lever. With SmartDock, they simply stand up, exit the apparatus, and get to the fire faster.

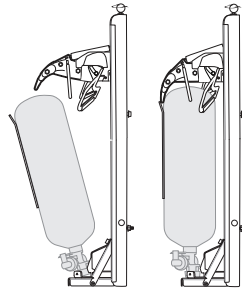
Offering single-motion SCBA insertion and hands-free release, SmartDock is engineered so one model fits nearly all SCBAs used in today's U.S. fire departments.

SmartDock is low profile and easily and quickly retrofits to a wide variety of seats.

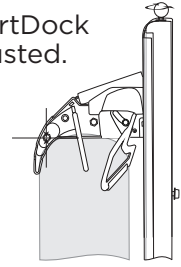


# SmartDock - How It Works

- 1 Simply set the SCBA into the SmartDock base and gently push it into the upper claw.



- 2 Check to make sure the SmartDock SCBA holder is properly adjusted. The knob on top of the SmartDock allows for easy adjustment.



- 3 SmartDock holds the tank securely during transit and locks it in place in the event of a crash.

- 4 SmartDock releases the tank with no levers or straps. Once the SCBA is strapped on, simply bend at the waist and stand up to release the tank from the upper claw.

## Testing

The Center for Advanced Product Evaluation (CAPE®), is an award-winning, premier crash test facility. Built big to test big, CAPE specializes in large vehicle testing, including fire apparatus.

Aside from one of the largest barrier blocks in the world, CAPE is also home to a 90-degree rollover impact machine that leading fire apparatus and ambulance manufacturers use to evaluate and validate occupant protection systems in a rollover.



Barrier Block



Rollover Impact



Cab Integrity



Pyrotechnics

## FAQs

**Q: If there are no straps, what holds the SCBA in place?**

A: The heavy-duty top latching mechanism in the SmartDock housing grips the cylinder and holds it securely in place during transit. In the event of a collision, inertial forces cause the top latching mechanism to lock the SCBA in place, preventing it from becoming a projectile.

**Q: If the SCBA is strapped on in transit, do I still need to wear a seat belt?**

A: SmartDock is NOT an occupant restraint system. The vehicle seat belt must be worn anytime the vehicle is moving.

**Q: What happens if a firefighter is sitting in a seat without an SCBA? Is SmartDock safe to sit against?**

A: Per NFPA 1901, SCBA seats should either have an SCBA in place or have a parade panel in place while the vehicle is in motion.

Visit [imminet.com](http://imminet.com) for more information on **SmartDock**

[info@imminet.com](mailto:info@imminet.com)

18881 IMMI Way  
Westfield, IN 46074  
317.896.9531  
[imminet.com](http://imminet.com)



SEAT BELT EDUCATION

IMMI reminds you to  
always buckle up.

**IMMI** 

[imminet.com](http://imminet.com)